


**VS-508**

## Description

The VS-508 VCSO (Voltage Controlled Saw Oscillator) from Vectron is a high frequency, ultra low phase noise and low g-sensitivity oscillator designed to support harsh environmental applications. The VS-508 provides 12fs rms jitter in a 12kHz to 20MHz integration bandwidth and is available from 0.8 to 2.9GHz.

## Features

- Frequency Range 0.8 to 2.9 GHz
- Ultra low jitter performance
- Typical Jitter: 12fsec rms, 12kHz to 20MHz
- G-Sensitivity <0.6ppb/g
- 3.3 + 5V supply voltage
- Output: Sinewave, balanced Sinewave, LVPECL
- 9x14 mm SMD package
- See table on Page 5 for standard frequencies

## Applications

- Harsh Environment
- Military
- Test & Measurement

## Performance Specifications

Pulling Characteristics					
Parameter	Min	Typ	Max	Units	Notes
Absolute Pull Range (APR)	±20			ppm	Includes df vs: •Operating temperature range +10 .. 85°C •Aging 10 years •Supply Voltage Change 5% •Load change 10%
Tuning Slope					Positive
Control Voltage Range	0.5	2.5	4.5	V DC	with $V_s = 5V$
	0	1.65	3.3	VDC	with $V_s = 3.3V$
Frequency control input impedance	20			kΩ	
Modulation bandwidth	100			kHz	@ -3dB
Supply Voltage ( $V_s$ )					
Supply voltage (standard)	4.75	5.00	5.25	V DC	
Current consumption			65	mA	
Supply voltage (standard)	3.135	3.3	3.465	V DC	
Current consumption			100	mA	

## Performance Specifications (Continued)

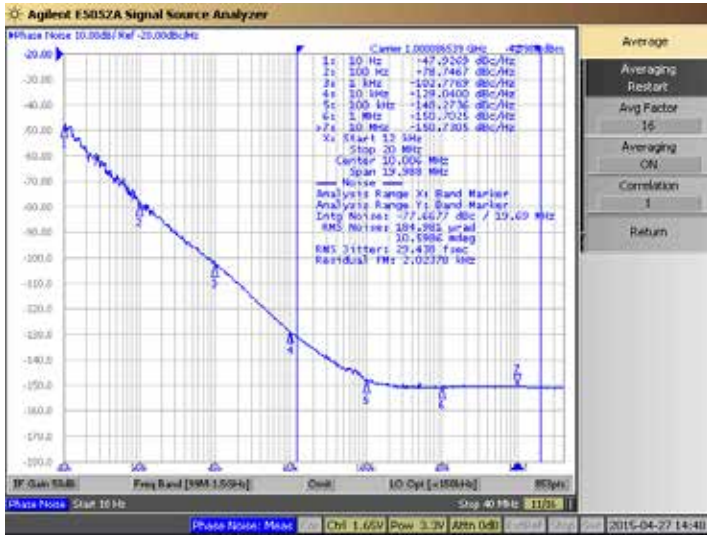
RF Output					
Parameter	Min	Typ	Max	Units	Notes
Signal	LVPECL				
Load	45	50	55	$\Omega$	
Duty Cycle	45		55	%	
Phase Noise: 100Hz offset		-78		dBc/Hz	@ 1GHz LVPECL 3.3V
Phase Noise: 1kHz offset		-102		dBc/Hz	
Phase Noise: 10kHz offset		-129		dBc/Hz	
Phase Noise: 100kHz offset		-148		dBc/Hz	
Phase Noise: 1MHz offset		-150		dBc/Hz	
Phase Noise: 10MHz offset		-150		dBc/Hz	
Jitter: 12kHz to 20MHz offset		29		fs rms	
Signal	Balanced Sinewave				
Load	45	50	55	$\Omega$	
Output Power	0	3	6	dBm	
Phase Noise: 100Hz offset		-65		dBc/Hz	@ 2GHz Sinewave 3.3V
Phase Noise: 1kHz offset		-95		dBc/Hz	
Phase Noise: 10kHz offset		-120		dBc/Hz	
Phase Noise: 100kHz offset		-141		dBc/Hz	
Phase Noise: 1MHz offset		-154		dBc/Hz	
Phase Noise: 10MHz offset		-165		dBc/Hz	
Jitter: 12kHz to 20MHz offset		10		fs rms	

Additional Parameters					
Parameter	Min		Max	Units	Notes
Weight	2.0g				
Subharmonics			-30 -20	dBc dBc	< 2 GHz > 2 GHz
G-Sensitivity		0.6		ppb/g	
Processing and Packing	Handling and Processing Note				
Absolute Maximum Ratings					
Parameter	Min		Max	Units	Notes
Supply Voltage ( $V_s$ )			6.0	V	
Operable Temperature Range	-40		+85	$^{\circ}\text{C}$	

# Typical Performance

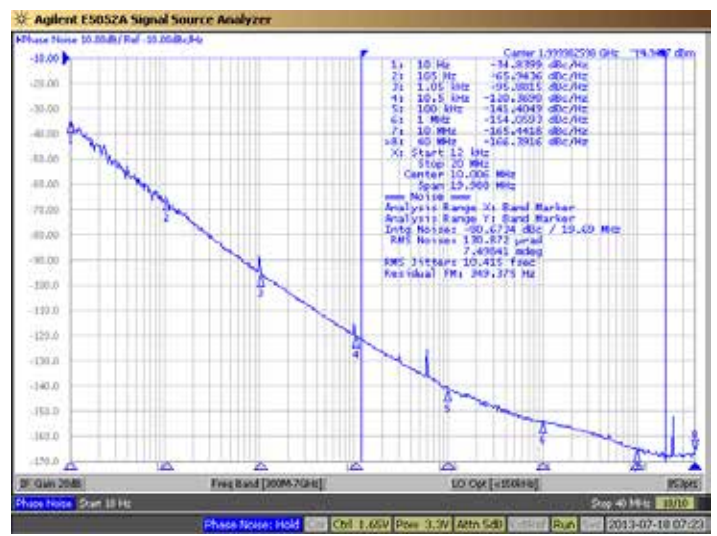
## Phase Noise

VS-508 @ 1GHz LVPECL



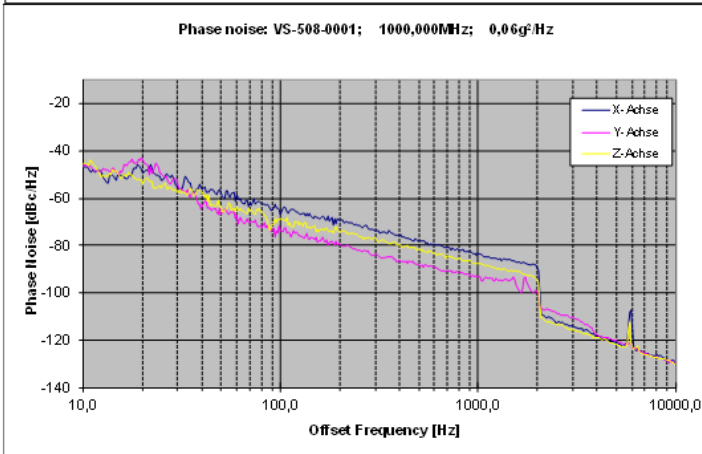
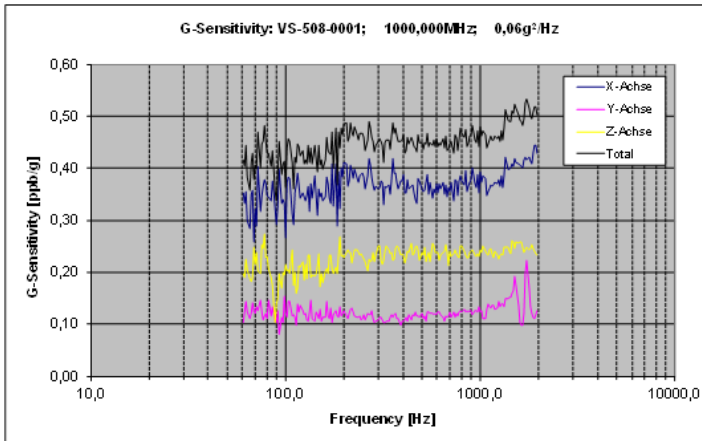
## Phase Noise

VS-508 @ 2GHz Sinewave

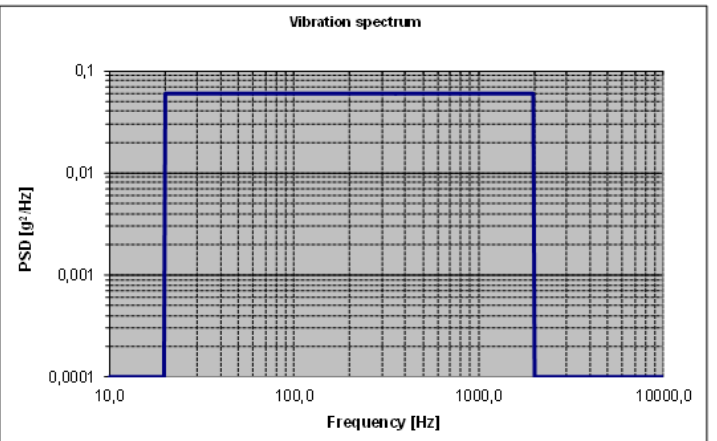


## G-Sensitivity

VS-508 @ 1GHz LVPECL



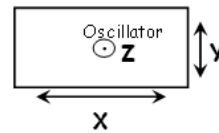
## Vibration spectrum



Calculation equation according to Vig-Tutorial

$$g\text{-sensitivity: } G = \frac{2 \cdot f_0}{A_{peak} \cdot f_0} \cdot 10^{\frac{L(\hat{A})}{20}}$$

$$Peak\text{-level: } A_{peak} = \sqrt{PSD \cdot 2}$$



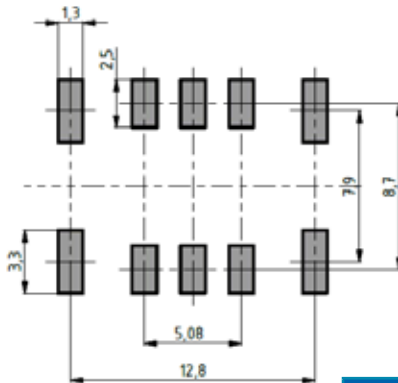
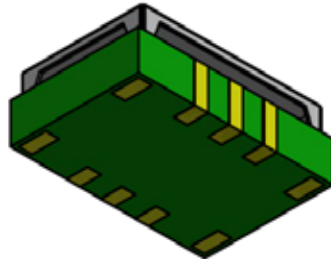
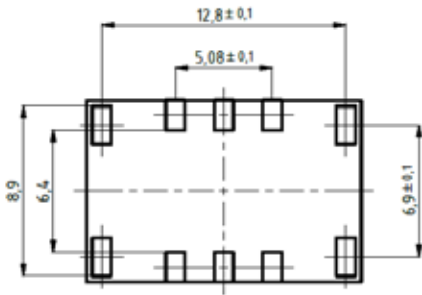
Comments:

# Outline Drawing / Enclosure

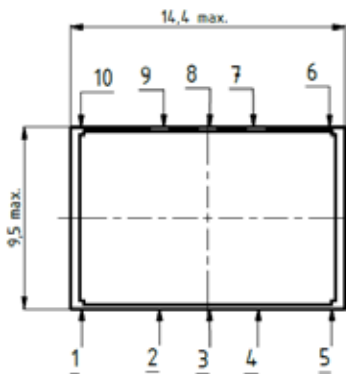
Package Codes		
Code	Height "H"	Pin Length "L"
G347	4.9	N/A

Dimensions in mm

G347



Padvorschlag  
land pattern  
recommendation



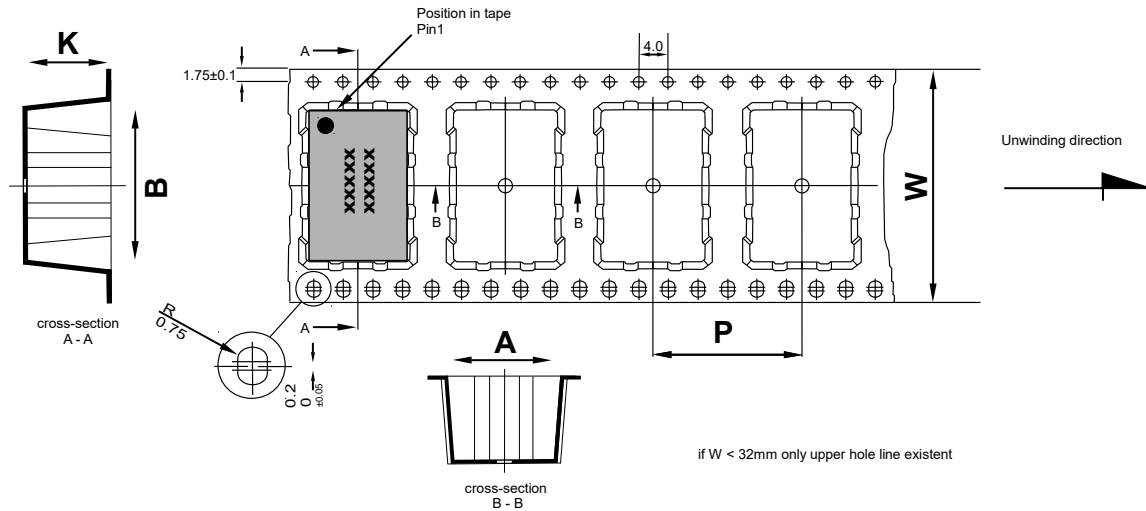
Pin Assignment Sinewave	
1	GND
2	Control Voltage ( $V_c$ )
3	N.C. (Not Connected)
4	GND
5	GND
6	GND
7	RF Out
8	N.C. (Not Connected)
9	Supply Voltage Input ( $V_s$ )
10	GND

Pin Assignment LVPECL	
1	GND
2	Control Voltage ( $V_c$ )
3	N.C. (Not Connected)
4	GND
5	GND
6	GND
7	RF Out
8	RF-Out_complementary
9	Supply Voltage Input ( $V_s$ )
10	GND

Pin Assignment Balanced Sinewave	
1	GND
2	Control Voltage ( $V_c$ )
3	N.C. (Not Connected)
4	GND
5	GND
6	GND
7	RF Out
8	RF-Out_Compl. 180° phase shifted
9	Supply Voltage Input ( $V_s$ )
10	GND

Marking	
VS-508-xxxx	
Frequency	
•AYYWW	

## Standard Shipping Method



Dimension in mm:

A, B and K are dependent upon component dimensions  
production tolerance complying DIN IEC 286-3

All dimensions in millimeters unless otherwise stated

Enclosure Type	Tape Width W (mm)	Quantity per meter	Quantity per reel	Dimension P (mm)
G347	24		850	12

## Recommended Reflow Profile

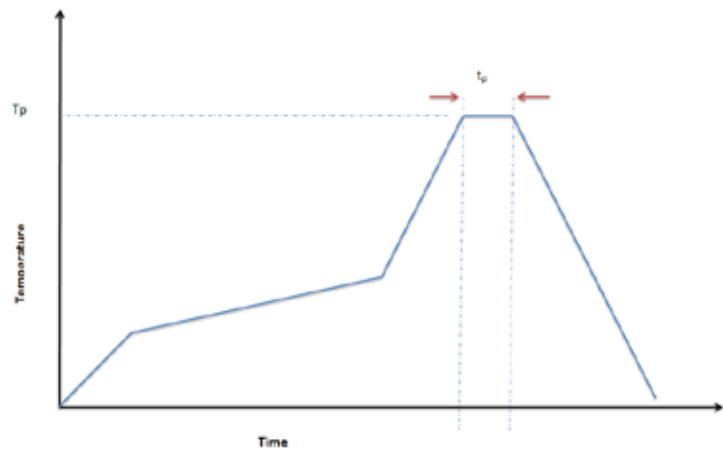
TP: max 250°C (@ solder joint,  
customer board level)

T<sub>p</sub>: max: 10...30 sec

Additional Information:

This SMD oscillator has been  
designed for pick and place reflow  
soldering

SMD oscillators must be on the top  
side of the PCB during the reflow  
process.



# Ordering Information

## VS - 508 0 - E E X - 205 X - 2000M0

Product Family  
VS: VCSO

Package  
9x14mm SMT

Height  
0: 4.9mm (G347)

Supply Voltage  
D: +5.0V  
E: +3.3V

RF Output Code  
C: LVPECL  
E: Sinewave  
F: Balanced Sinewave

Temperature Range  
X: +10°C to +85°C  
E: -40°C to +85°C

APR Code  
205: ±20ppm

Frequency  
Enable  
X: No Enable

Standard Frequencies (MHz)						
632.8125	784.489605	832	867.1875	873.5154185	949.976022	980.604559
993.4096915	1000	1024.23965	1034.337568	1040	1067.686799	1200
1265.625	1280	1568.97921	1687.5	1701.32	1707.08	1734.375
1747.030837	1747.62305	1748.366885	1769.145	1875	1879.437686	1884.052863
1899.952044	1961.209118	1968.75	1986.819383	2000	2048.4793	2068.675135
2104.658326	2135.373597	2187.5	2400	2457.6	2560	2812.5
2949.12						

Other Frequencies Available Upon Request

### Notes:

1. Contact factory for improved stabilities or additional product options. Not all options and codes are available at all frequencies.
2. Unless other stated all values are valid after warm-up time and refer to typical conditions for supply voltage, frequency control voltage, load, temperature (25°C).
3. Phase noise degrades with increasing output frequency.
4. Subject to technical modification.
5. Contact factory for availability.



Microsemi Headquarters  
One Enterprise, Aliso Viejo, CA 92656 USA  
Within the USA, +1 (949) 713-4113  
Outside the USA, +1 (349) 380-5100  
Sales, +1 (949) 300-0130  
Fax, +1 (949) 215-6990  
email: sales.support@microsemi.com  
www.microsemi.com

Microsemi, a wholly owned subsidiary of Microchip Technology Inc. (Microchip, MCHP), offers a comprehensive portfolio of semiconductor and system solutions for wireless & defense, communications, data center and industrial markets. Products include high-performance and precision functions analog mixed signal integrated circuits, FPGAs, ASICs and ASSPs, power management products, mixed and system-on-chip devices, and provide full solutions, meeting the needs standard for fiber, video processing, security, IP solutions, device components, enterprise storage and communication solutions, security technologies and solutions and other products. Selected solutions, Power and Ethernet ICs and modules, as well as custom design capabilities and services. Learn more at [www.microsemi.com](http://www.microsemi.com).

Microsemi makes no warranty, representation, or guarantee regarding the information contained herein or the reliability of its products and services for any particular purpose, nor does Microsemi assume any liability whatsoever arising out of the application or use of any product or service. The products and services and any other products and services have been selected to limited testing and should not be used in conjunction with mission-critical equipment or applications. Any performance specifications are subject to the applicable test and should meet or exceed the conditions of use for the product and other testing of the product. Users and buyers shall be responsible for any use of the product, device and performance specifications, or information provided by Microsemi. It is the user's responsibility to independently determine suitability of any product and to test and verify the same. The information provided by Microsemi hereunder is provided "as is, where is" and with all faults, and no warranty, representation or information is made by Microsemi. Microsemi does not warrant, explicitly or implicitly, in any way, any patent right, trademark, or any other IP rights, which may relate to such information itself or anything measured by such information. Information provided in this document is proprietary to Microsemi, and Microsemi reserves the right to make any changes to the information in this document at its any products and services at any time without notice.  
©2018 Microsemi, a wholly owned subsidiary of Microchip Technology Inc. All rights reserved. Microsemi and the Microsemi logo are registered trademarks of Microsemi Corporation. All other trademarks and service marks are the property of their respective owners.